

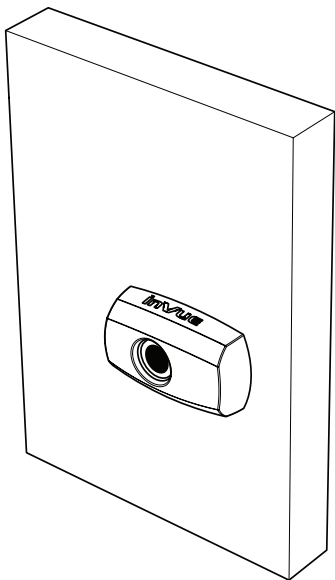
inVue

SABEL

Smart Lock

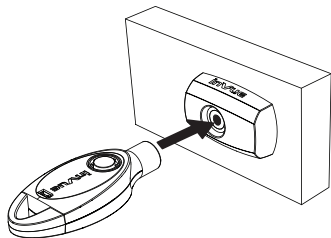
Cam Lock - Instructions

PL302

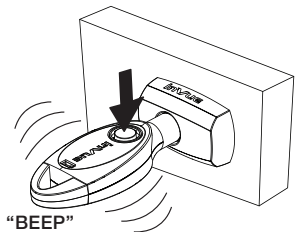


LOCK OPERATION USING IR2 KEY

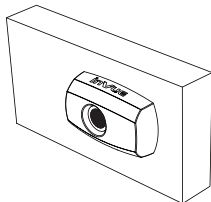
Position IR2 Key against lock, push button and wait for “beep” before removing key. Lock and unlock cabinets several times to ensure proper operation.



IR2 Key must be charged and activated. See IR2 Key instruction guide.

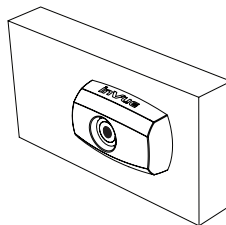


Hold until you get a confirmation “beep.”
Note: If double “buzz,” an error has occurred. Unlock, ensure cabinet is fully closed and try again.

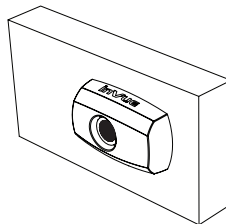


Locked

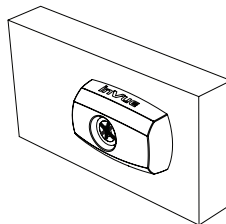
LOCK STATUS INDICATORS



Unlocked



Locked



Error (not fully locked)
Note: Unlock lock. Confirm no obstructions. Fully close cabinet and try again.



SABEL

1300 551 662

info@sabel.com.au